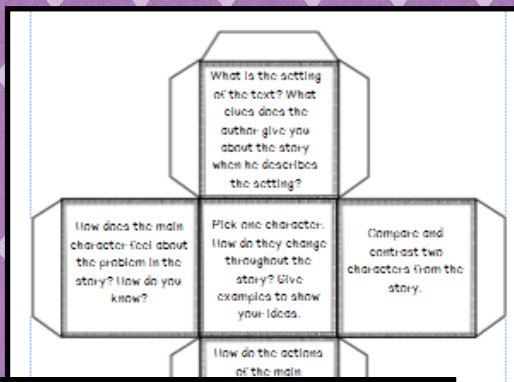





# Read and Roll



## Read and Roll

Key Ideas and Details |

- 1 What is the setting of the text? What clues does the author give you about the story when he describes the setting?
- 2 How does the main character feel about the problem in the story? How do you know?
- 3 Pick one character. How do they change throughout the story? Give examples to show your ideas.
- 4 Compare and contrast two characters from the story.
- 5 How do the actions of the main character affect the other characters in the text? Cite evidence from the text.
- 6 Make a prediction about what will happen next. Use evidence from the text to support your prediction.

© Create-abilities

Thank you for choosing my 'Read and Roll' set!! If you like what you see, please think about following me at:

[www.create-abilities.com](http://www.create-abilities.com)




★★★★You Might Also Like★★★★

[Text-Dependent Question Stems](#)

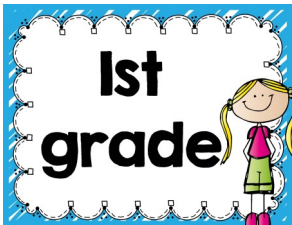
[Evidenced Based Term Posters](#)

Acknowledgements:



# Create-abilities

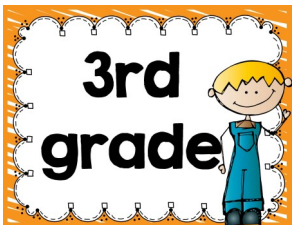
My name is Cassie and I am the owner of Create-abilities. I work hard every day to create high quality, engaging and differentiated products that will help you reach your core standards. I have products for grades 1-5. Please click on the links below to find out more!



[Math tasks, exit tickets, I can statements, ten frame flashcards and more!](#)



[Math tasks, exit tickets, I can statements, math games and more!](#)



[Math tasks, exit tickets, I can statements, math centers and more!](#)




[Math tasks, exit tickets, I can statements, evidence based terms and more!](#)




[Math tasks, exit tickets, I can statements, text-dependent question stems and more!](#)

# Read and Roll


## Key Ideas and Details




What is the setting of the text? What clues does the author give you about the story when he describes the setting?




How does the main character feel about the problem in the story? How do you know?




Pick one character. How do they change throughout the story? Give examples to show your ideas.




Compare and contrast two characters from the story.

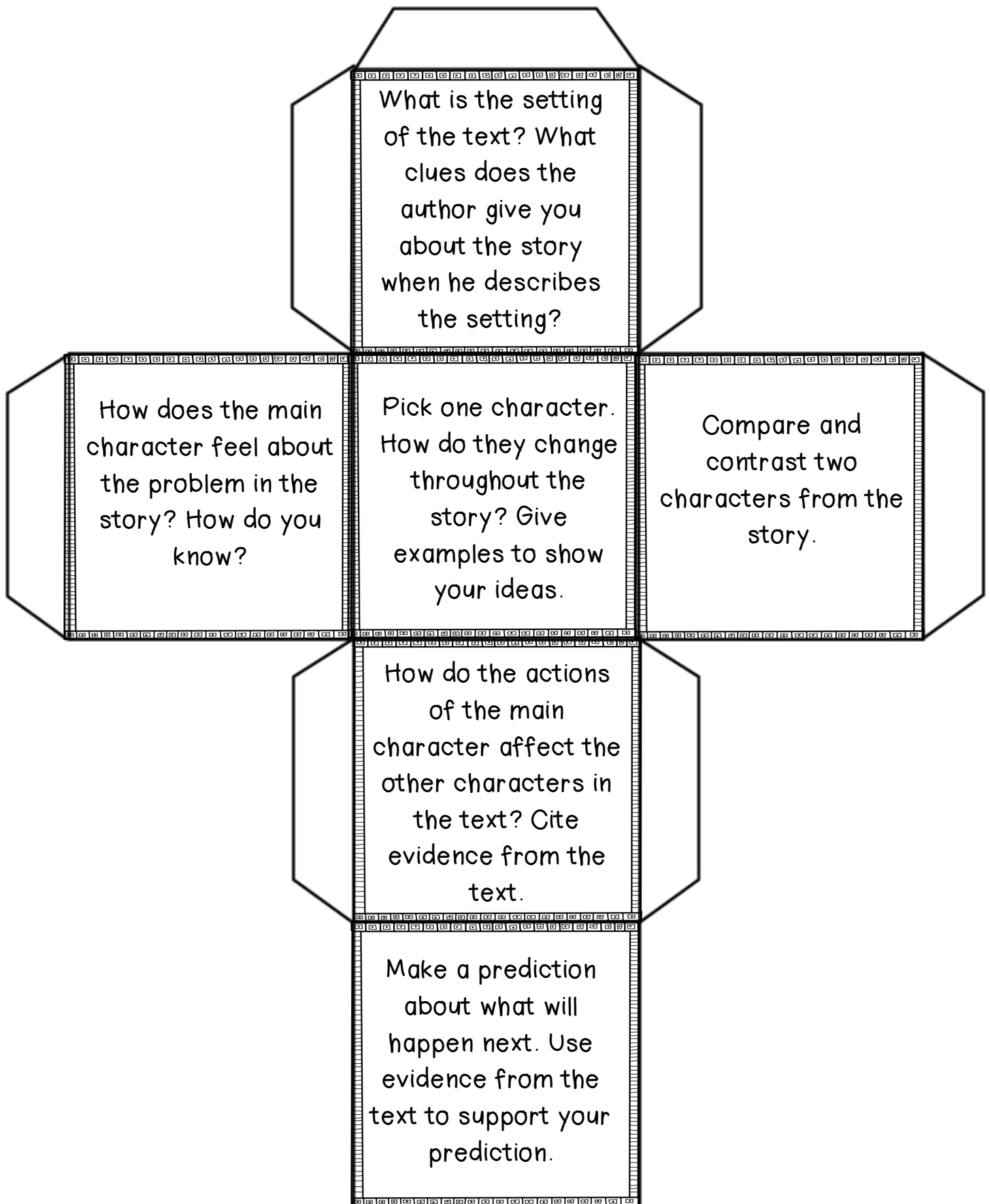


How do the actions of the main character affect the other characters in the text? Cite evidence from the text.




Make a prediction about what will happen next. Use evidence from the text to support your prediction.






# Read and Roll


## Craft and Structure




How do the author's words help you develop images in your mind? What words do they use?




What information can you learn from the illustrations?




What do you notice about the author's use of punctuation?




What are the character's strengths? What words or phrases show you this?

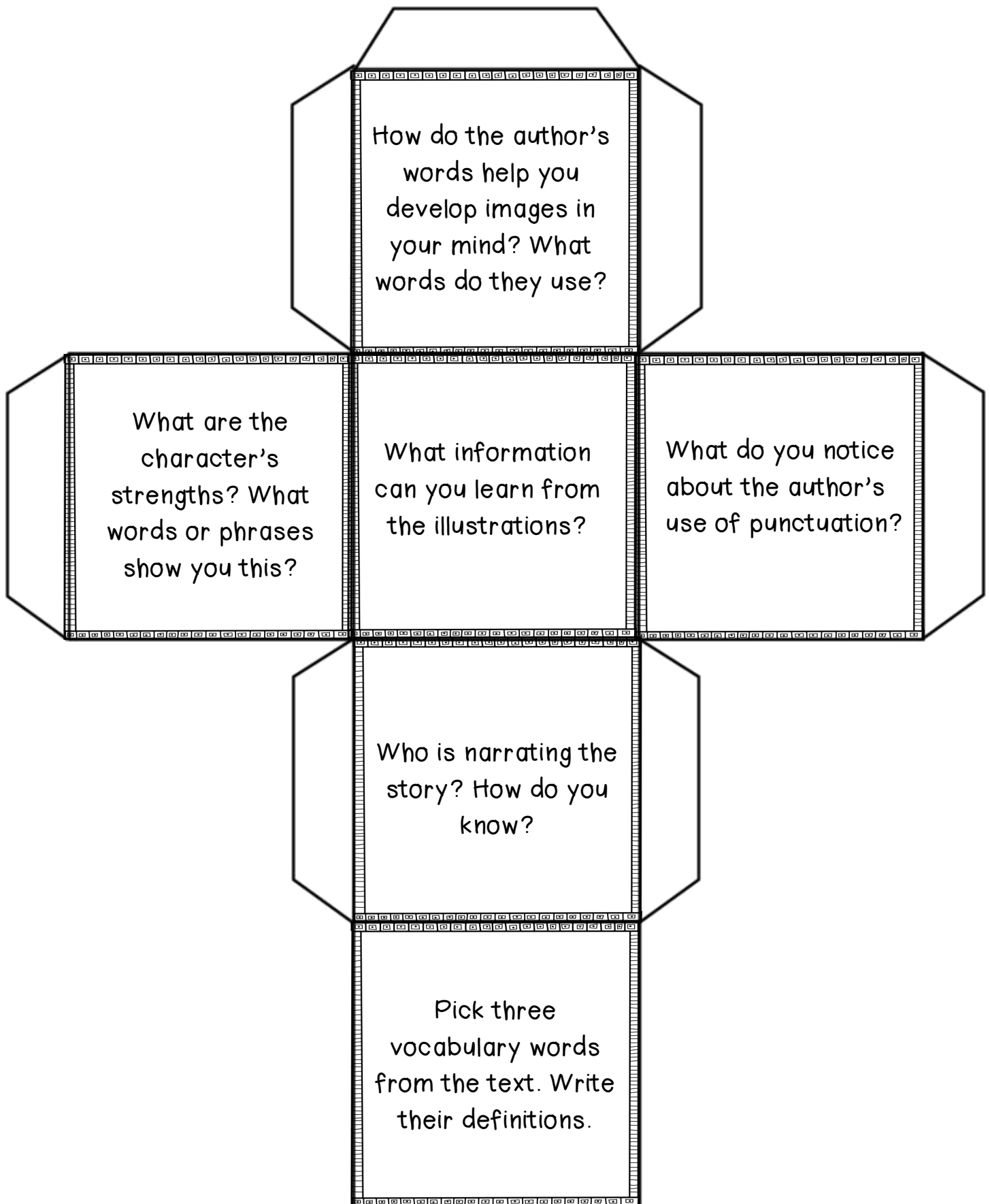


Who is narrating the story? How do you know?




Pick three vocabulary words from the text. Write their definitions.






# Read and Roll


Integration of Knowledge and Ideas




What evidence from the text helps you find the author's purpose?




Did the author do research to write this piece?  
How do you know?




Compare this piece with a similar text. What does each piece have in common?




Compare this piece with a similar text.  
How is each piece different?



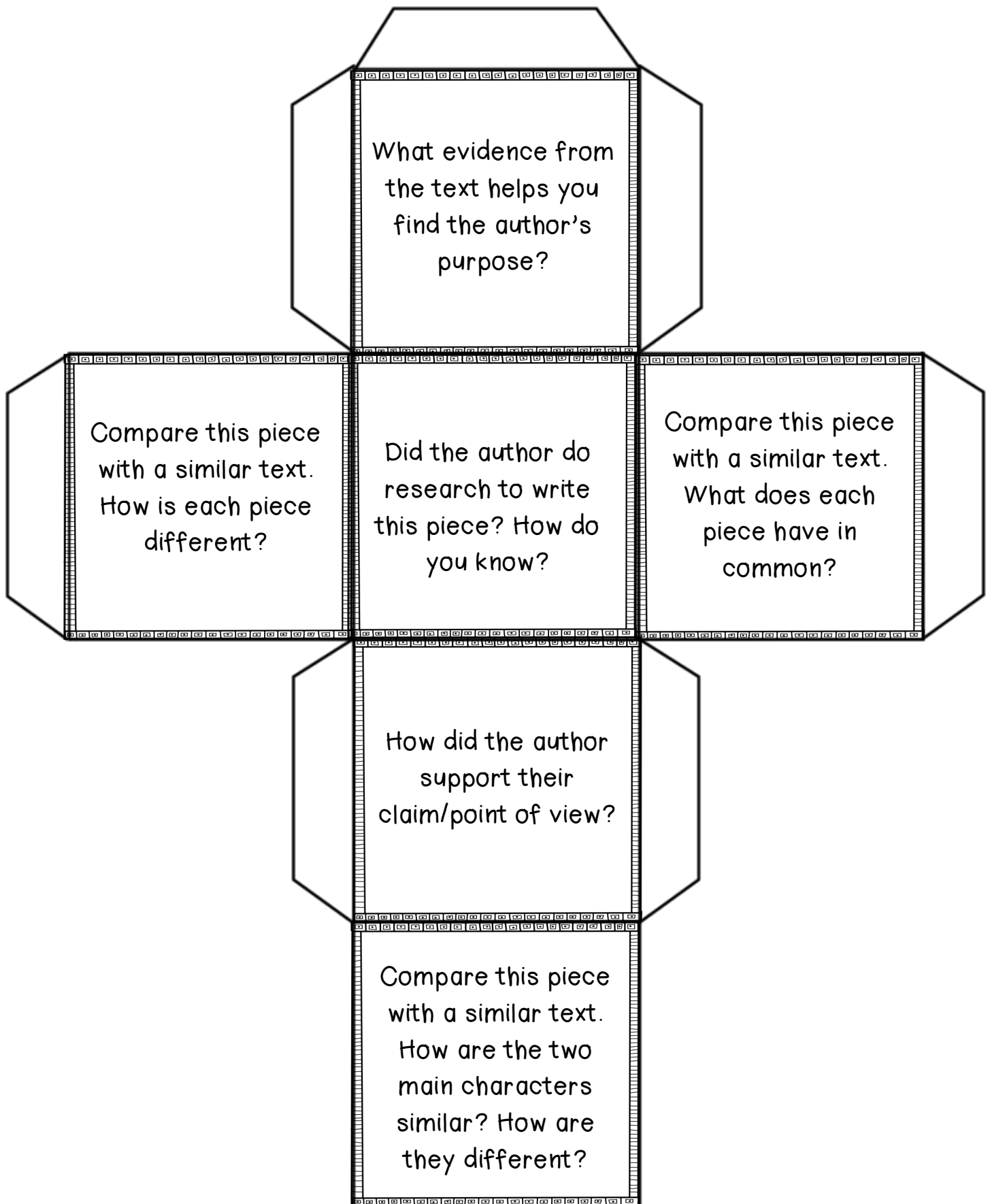
How did the author support their claim/point of view?



Compare this piece with a similar text.  
How are the two main characters similar?  
How are they different?







# Copyright and Additional Licenses

Thank you for your purchase! I'm an educator, just like you. I sincerely desire to provide products that are of high quality, because I value the importance of our profession.

After you use this product, I would appreciate feedback regarding specific suggestions for additions or improvements. When you give feedback, you also receive Teachers Pay Teachers credits, which may be used to purchase any product at any store on the Teachers Pay Teachers website.

**Please honor the time and effort put into this product by not giving it away to others. Please read and abide by the copyright statement below. Your purchase allows you to return to your purchases page to purchase additional licenses at a reduced cost for your colleagues.**

You can see other products of mine by visiting my store at:

[www.create-abilities.com](http://www.create-abilities.com)

© Copyright 2013. Create-abilities. All rights reserved. Permission is granted to copy pages specifically designed for student or teacher use by the original purchaser or licensee. The reproduction of any other part of this product is strictly prohibited. Copying any part of this product and placing it on the Internet in any form (even a personal/classroom website) is strictly forbidden. Doing so makes it possible for an Internet search to make the document available on the Internet, free of charge, and is a violation of the Digital Millennium Copyright Act (DMCA).